

LBRIS

We know
books

English Code 2

Pupil's Book







Contents

We know books



Unit	Unit aims	Vocabulary	Language lab 1
Welcome! pp. 4–9	How can I talk about myself? <ul style="list-style-type: none"> Use months and seasons words. Talk about how old I am using I am ... / You are ... / He is ... Talk about myself 	Days of the week Months Seasons	Language lab 1 I'm / You're / He's / She's / It's / We're / They're
1 Out and about! pp. 10–23	How can I create a town guide? <ul style="list-style-type: none"> Use town words. Talk about my town using like / don't like. Describe places and things using there is / there are. 	Places: café, castle, farm, house, library, museum, park, playground, river, school, shop, swimming pool	Language lab 1 I like parks. I don't like shops. Does she like playgrounds? He likes parks. She doesn't like shops.
2 Day and night pp. 24–37	How can I talk about day and night? <ul style="list-style-type: none"> Use animal and daily routine words. Talk about daily routines. Ask and answer about daily routines. 	Animals: bat, cow, donkey, goat, owl, porcupine Daily Routine: brush my teeth, eat, go to school, sleep, wake up, wash my face	Language lab 1 I go to school. I don't go to school. Do you go to school? Yes, I do. / No, I don't .
Checkpoint 1	Review Units 1–2	pp. 38–39	
Culture	Long nights, long days	pp. 40–41	
3 Lost and found pp. 42–55	How can I make a class museum? <ul style="list-style-type: none"> Use words to describe things. Talk about objects using mine / yours / his / hers. Ask about objects using ours / theirs. Ask and answer about things and find them. 	Adjectives for Objects: clean, dirty, gold, hard, heavy, light, new, old, round, silver, soft, square	Language lab 1 Whose is it? It's mine . My bag is old. Whose is it? It's yours . Your bag is new.
4 At the gallery pp. 56–69	How can I create a portrait gallery? <ul style="list-style-type: none"> Use describing words. Describe people using always / sometimes / never. Ask and answer about people and objects using have got. Talk about funny photos. 	Adjectives for People and Feelings: angry, friendly, funny, happy, helpful, kind, lazy, naughty, sad, shy, tired, young	Language lab 1 Is he sad? No, he isn't . He's happy.
Checkpoint 2	Review Units 3–4	pp. 70–71	
Culture	Music around the world	pp. 72–73	
5 Come in! pp. 74–87	How can I create a class meal? <ul style="list-style-type: none"> Use food words. Ask for things politely using Can I have ...? Ask and answer about objects using this / that. Ask and answer about food. 	Food and drink: biscuits, bread, cheese, chicken, fish, ice cream, juice, pasta, rice, salad, soup, water	Language lab 1 Can I have some water, please? Of course! Can I ride your bike, please? Sorry, no!
6 Sports Day pp. 88–101	How can I organise a sports day? <ul style="list-style-type: none"> Use sport and activity words. Talk about actions using I'm ...ing. Ask and answer about actions using Can you ...? Talk about activities with my friends. 	Sports: basketball, catch, football, hit, jump, kick, run, table tennis, team, throw, volleyball, watch	Language lab 1 I'm jumping . You're jumping . Are you swimming? Yes, I am. / No, I'm not .
Checkpoint 3	Review Units 5–6	pp. 102–103	
Culture	Amazing boat races	pp. 104–105	
7 Our home! pp. 106–119	How can I design a dream house? <ul style="list-style-type: none"> Use house and activity words. Talk about actions using is / isn't ...ing. Talk about objects using 's. Talk about family activities in my house. 	Daily Routine: clean, cook, do homework, drink, have a shower, look for, make a cake Rooms: bathroom, bedroom, garden, living room, kitchen	Language lab 1 Mum's cooking . He isn't cooking . It's drinking water.
8 Our world pp. 120–133	How can I create a nature scrapbook? <ul style="list-style-type: none"> Use nature and direction words. Give and understand instructions. Describe where things are using next to, behind, in front of. Understand and give instructions to play a game. 	Directions: down, left, right, straight, up Natural world: bridge, rock, flower, forest, hill, path, tree	Language lab 1 Walk. Don't walk.
Checkpoint 4	Review Units 7–8	pp. 134–135	
Culture	Beautiful gardens	pp. 136–137	

Values	Phonics	STEAM	Language lab 2	Project and Review
Listen to your friends.	a, e bag, cap, cat, clap, man, mat, pan leg, pen, peg, pet, ten, wet	Engineering: Building materials Experiment: Building a strong tower	Language lab 2 There's a river. There are houses. There isn't a park. There aren't any farms.	Make a town guide. 
Be prepared.	i, o bin, dig, hit, sing, sit, six dog, fox, hop, hot, jog, frog, stop	Science: Space systems: the Sun and Earth Experiment: Finding out how the Earth and Sun move	Language lab 2 He eats three bananas. He doesn't eat apples. Does he eat bananas? Yes, he does. No, he doesn't.	Do a day and night presentation. 
Help people in need.	u, x bug, jug, nut, rug, run, sun axe, box, fox, ox, six, taxi	Science: Solids and liquids Experiment: Recording how some liquids change	Language lab 2 Our box is yellow. Ours is yellow. Their box is pink. Theirs is pink.	Create a class museum. 
Ask people before you take photos.	j, y jacket, jaguar, jar, jeans, jog, juice, jump, jungle yak, yellow, yes, yo-yo, yoghurt, you, young, yours	Art and design: Facial expressions: changing faces Experiment: Recording how we change and react to others' emotions and expressions	Language lab 2 Have you got a brother? Yes, I have. He's funny! Have you got a sister? No, I haven't.	Create a portrait gallery. 
Be kind. Ask people what they like and don't like.	ch, sh chair, cheese, cherries, chess, chicken, chips sheep, shelf, ship, shirt, shoes, shop, shorts	Technology: Milk processes Experiment: Making ice cream	Language lab 2 Can I have this salad, please? Can I have that salad, please?	Create a class meal. Pasta, chicken and cheese Ice cream and mango Grapes and watermelon 
I share my skills and help my friends to do things.	th that, there, these, they, this, those thank, things, thirteen, three, throw	Maths: Measurement Experiment: Measuring the air in our lungs	Language lab 2 Can you ride a bike? Yes, I can. No, I can't.	Organise a Sports Day. 
Respond kindly and with interest.	wh, f what, wheel, when, where, which, white fan, farm, fat, fish, five, funny	Science: Biodegradable rubbish Experiment: Recording how long biodegradable and non-biodegradable materials take to change	Language lab 2 Whose house is it? It's Amy's house.	Design a dream house. 
Show concern for each other.	s, sh, j, ch soup, sun, see shell, shoe, shop jeep, juice, jump cheese, cherry, chicken	Science: Landforms: mountains Experiment: Making mountains with towels	Language lab 2 above, behind, in, in front of, near, next to, on, opposite, under	Make a nature scrapbook. 

1 Out and about!

How can I create a town guide?

1  Where do you want to go in the town?

2  Stick the items on the places in the town.



3 Where can you find these things? Point and say.

CODE CRACKER



4 Listen and point. Then sing along and dance.

SONG TIME

Here, there, everywhere!

here!



*I like it here, I like it there,
I like it, like it everywhere!*



There are **shops** and there's a **school**.
There's a **castle** and a **pool**!

*I like it here, I like it there,
I like it, like it everywhere!*



there!

everywhere!



I will learn town words.

1 Listen, point and repeat.



1 house



2 shop



3 library



4 farm



5 museum



6 playground



7 park



8 café



9 river



10 swimming pool



11 castle



12 school

2 Listen and circle.

1 school / playground

2 café / castle

3 farm / museum

4 river / shop

3 Look at 1. Circle the places you like. Then say.

I like the park!

I like the swimming pool and the farm!



4 Mum is busy today!

Read, draw and number.

CODE CRACKER



Go to the ...

- 1 park
- 2 library
- 3 farm
- 4 shop
- 5 school



5 Where are they? Write.



1 farm



2 _____



3 _____



4 _____



5 _____



6 _____

6 Where can you do these things? Write. Then say.

- 1 play _____
- 2 eat and drink _____
- 3 climb _____
- 4 swim _____

I can swim in a swimming pool.

I can eat and drink in a café.

7 Make your own picture dictionary. Draw and write town words.

